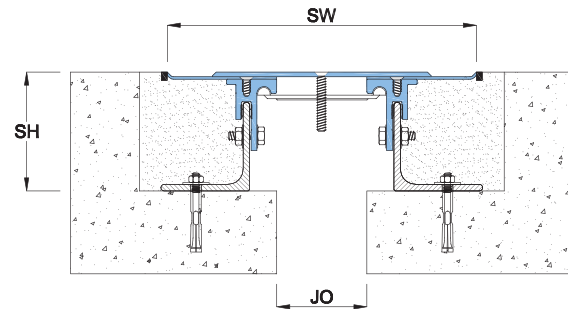



Features

- System designed to be installed in recessed floor
- Central plate and wings of construction grade aluminium
- Steel central flanges allows swift shift between positive and negative movements
- System allows full seismic movements
- Load rated for heavy vehicular traffic
- Vapor and Fire Barriers are optionally available
- System allows excellent shear movements
- System specially designed to accommodate sub-floors of variable heights

Straight Application GES



GE Series

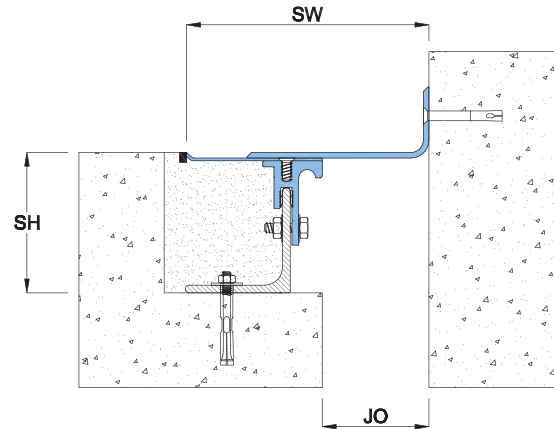

EXT. Application

INT. Application

Seismic Movement

FLOOR USE

Corner Application GEC



Details

Usage : Floor

Joint width : 2"-12"

Optional : Vapor/Fire Barrier

Application	Code	JO	SH	SW	± Movement (%)			Load (Ton)
					Horizontal	Vertical	Shear	
Straight (S)	GES 02	51	94	201	50	50	Excellent	3
	GES 03	76	94	261	50	50	Excellent	3
	GES 04	102	94	322	50	50	Excellent	3
	GES 06	152	94	452	50	50	Excellent	2
	GES 08	203	94	578	50	50	Excellent	2
	GES 10	254	94	714	50	50	Excellent	2
Corner (C)	GEC 02	51	94	129	50	13	Excellent	3
	GEC 03	76	94	173	50	13	Excellent	3
	GEC 04	102	94	225	50	13	Excellent	3
	GEC 06	152	94	330	50	13	Excellent	2
	GEC 08	203	94	430	50	13	Excellent	2
	GEC 10	254	94	531	50	13	Excellent	2
GEC 12	305	94	639	50	13	Excellent	2	

As Prospec Specialties' policy is one of continual progress for the improvement of the company's services to its customers, the company reserves the right to modify the specifications of its products without notice.