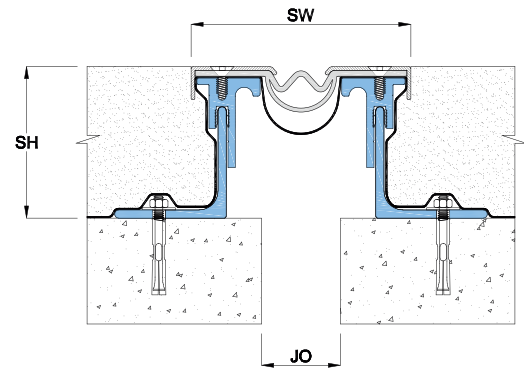



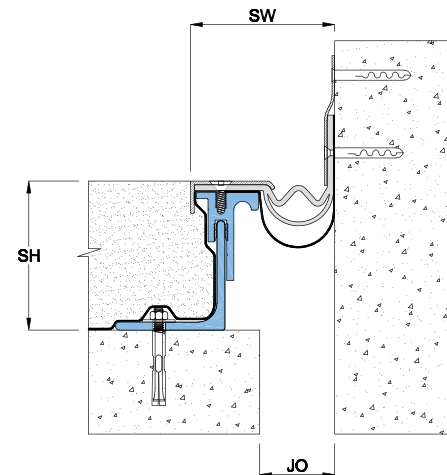
Features

- System designed for water tight installation
- Resists heavy duty loads
- Ideal for bridges as well as commercial kitchens
- EPDM / Neoprene Seal can be replaced easily and without much tools
- Resistant to -40°C to +150°C ambient temperature
- Available in 304 or 316 grade, Stainless Steel
- Resistant to salt and waste water
- System designed for heavy duty application
- Firmly anchored EPDM / Neoprene Seal is ideal for movement tractability as well as water tightness
- System suitable for minor seismic movements
- No bump structure is ADA compliant
- System specially designed to accommodate sub-floors of variable heights of (*) 2-3/4" (70mm), 3-3/20" (80mm), & 4-3/25" (105mm)

Straight Application ATS



Corner Application ATC



AT Series

EXT. Application

INT. Application

Heavy Duty

Water

Thermal Movement

FLOOR USE

Details

Usage : Floor

Joint width : 1" - 4"

Optional : Fire Barrier

Application	Code	JO	SH	SW	± Movement (%)			Load (Ton)
					Horizontal	Vertical	Shear	
Straight (S)	ATS 01	25	*	122	50	50	-	5
	ATS 02	51	*	143	50	50	-	5
	ATS 03	76	*	170	50	50	-	5
	ATS 04	102	*	194	50	50	-	5
Corner (C)	ATC 01	25	*	74	50	50	-	5
	ATC 02	51	*	96	50	50	-	5
	ATC 03	76	*	123	50	50	-	5
	ATC 04	102	*	148	50	50	-	5

As Prospec Specialties' policy is one of continual progress for the improvement of the company's services to its customers, the company reserves the right to modify the specifications of its products without notice.